


A Comprehensive Guide to Effective One-Shot Library Instruction Sessions

In the fast-paced academic environment, one-shot library instruction sessions play a pivotal role in empowering students with the skills to navigate the vast world of information. These tailored sessions, typically scheduled within a single class period, offer a targeted approach to address specific research needs and foster information literacy. To ensure the success of these sessions, it is essential to adopt a comprehensive approach that caters to diverse learning styles, engages students actively, and fosters a sense of relevance and application. This guide provides a comprehensive roadmap for delivering effective one-shot library instruction sessions, empowering librarians and educators to maximize student learning outcomes.

Understanding the Target Audience

The foundation of successful one-shot library instruction lies in understanding the target audience. This includes:



The Fortuitous Teacher: A Guide to Successful One-Shot Library Instruction by Chris Reavis

★★★★★ 5 out of 5

Language : English
File size : 932 KB
Text-to-Speech : Enabled
Screen Reader : Supported
Enhanced typesetting : Enabled
Word Wise : Enabled
Print length : 155 pages
X-Ray for textbooks : Enabled



- **Academic Level:** Undergraduate, graduate, or doctoral students
- **Discipline:** Engineering, social sciences, humanities, or others
- **Research Experience:** Beginning researchers, advanced researchers
- **Learning Objectives:** Specific skills or concepts to be learned

Planning and Preparation

Thorough planning and preparation are essential for delivering an engaging one-shot session:

1. Determine Learning Objectives:

Clearly outline the specific research skills or concepts students should master during the session.

2. Choose Relevant Resources:

Identify library resources, such as databases, books, and websites, that align with the topic and research needs.

3. Design Engaging Activities:

Incorporate interactive activities, demonstrations, or hands-on exercises to foster active learning and application.

4. Prepare Supporting Materials:

Create handouts, slides, or online tutorials as supplementary resources for students to reference beyond the session.

Session Delivery

Effective session delivery involves a balance of engagement, clarity, and learner-centeredness:

1. Establish Clear Expectations:

Set the tone and expectations for the session, outlining the learning objectives and session structure.

2. Engage Students Actively:

Involve students throughout the session through discussions, Q&A, or small group exercises.

3. Provide Hands-On Practice:

Allow ample time for students to practice using library resources and apply new skills.

4. Demonstrate Real-World Application:

Connect the session content to real-world research scenarios and demonstrate the relevance of information literacy skills.

5. Encourage Feedback:

Regularly check for understanding and solicit feedback to ensure the session is meeting student needs.

Assessment and Evaluation

Ongoing assessment and evaluation are crucial to improve the quality of one-shot instruction:

1. Formative Assessment:

Use informal methods during the session, such as questioning and observation, to monitor student comprehension.

2. Summative Assessment:

Conduct short quizzes or assignments after the session to assess students' retention and application of skills.

3. Feedback Collection:

Gather feedback from students at the end of the session to identify areas for improvement and adjust future sessions.

Follow-Up and Support

To sustain the impact of one-shot instruction, consider implementing follow-up measures:

1. Provide Online Resources:

Make session materials and additional resources available online for students to access beyond the session.

2. Offer Drop-In Support:

Schedule time for students to receive personalized research assistance or clarification on concepts.

3. Collaborate with Faculty:


Partner with faculty to integrate library instruction into assignments and coursework.

Special Considerations

Effective one-shot library instruction sessions need to be tailored to address specific considerations:

- **Diverse Learning Styles:** Accommodate different learning preferences by using a variety of teaching methods.
- **Limited Time:** Make the most of the limited time by prioritizing essential concepts and resources.
- **Varying Skill Levels:** Cater to students with varying research experience levels by providing differentiated instruction.
- **Technology Integration:** Utilize technology to enhance engagement and facilitate interactive learning.

Delivering successful one-shot library instruction sessions requires a combination of thorough planning, engaging delivery, ongoing assessment, and targeted support. By understanding the target audience, designing interactive activities, and incorporating real-world applications, librarians and educators can empower students with the essential information literacy skills to succeed in their academic pursuits and beyond. By embracing the principles outlined in this guide and continuously refining instruction methods based on feedback and evaluation, one-shot sessions can transform into meaningful and impactful learning experiences.



The Fortuitous Teacher: A Guide to Successful One-Shot Library Instruction by Chris Reavis


★★★★★ 5 out of 5

Language : English

File size : 932 KB


Text-to-Speech : Enabled

Screen Reader : Supported
Enhanced typesetting: Enabled
Word Wise : Enabled
Print length : 155 pages
X-Ray for textbooks : Enabled



Remembrance of Love and War: A Timeless Tale of Loss, Love, and the Search for Meaning

Erich Maria Remarque's *Remembrance of Love and War* is a poignant and thought-provoking novel that explores the themes of love, loss, and the search for...



To Kill Our Worthy Comrade: The Intriguing Lidiya Petrova Papers

In a labyrinth of secrets and deception, history whispers through the pages of time, revealing the chilling truth behind the assassination of...