


Documents Required for Legal Residency in Costa Rica

Costa Rica is a popular destination for expats and immigrants seeking a tropical paradise with a stable political and economic environment. To establish legal residency in Costa Rica, you will need to submit a comprehensive set of documents to the Costa Rican Immigration Authority (DGME). This process can be daunting, but with proper preparation and guidance, you can navigate it successfully. In this article, we will provide a comprehensive guide to the documents required for legal residency in Costa Rica, including how to obtain them and meet the specific requirements.

Essential Documents

The following documents are essential for applying for legal residency in Costa Rica:



DOCUMENTS REQUIRED FOR LEGAL RESIDENCY IN COSTA RICA By Gary & Audrey Kah

★★★★★ 5 out of 5

Language : English
File size : 865 KB
Text-to-Speech : Enabled
Screen Reader : Supported
Enhanced typesetting : Enabled
Word Wise : Enabled
Print length : 9 pages
Lending : Enabled

FREE

DOWNLOAD E-BOOK



1. **Valid Passport:** Your passport must have a validity of at least six months beyond the intended duration of your stay in Costa Rica.
2. **Proof of Financial Stability:** You must demonstrate that you have sufficient financial means to support yourself during your stay in Costa Rica. This can be achieved through various documents such as bank statements, investment accounts, or a letter of guarantee from a sponsor.
3. **Proof of Health Insurance:** You must have valid health insurance that covers you for the duration of your stay in Costa Rica. This insurance must meet the minimum coverage requirements set by the DGME.
4. **Criminal Record Check:** You must provide a criminal record check from your country of origin and any other countries where you have resided for more than six months within the past five years.
5. **Birth Certificate:** A certified copy of your birth certificate is required.
6. **Marriage Certificate (if applicable):** If you are married, you must provide a certified copy of your marriage certificate.

Additional Documents for Specific Residency Types

Depending on the type of residency you are applying for, you may need to submit additional documents. Here are the most common residency types and their specific requirements:

1. **Pensionado Residency:** This residency is available to individuals who receive a monthly pension from a government or private source. You will need to provide proof of your pension income and a letter from the pension provider.

2. **Rentista Residency:** This residency is available to individuals who have a passive income from investments, such as dividends or rental income. You will need to provide proof of your investment income and a letter from the investment provider.
3. **Investor Residency:** This residency is available to individuals who invest at least \$200,000 USD in Costa Rica. You will need to provide proof of your investment, such as a property title or business registration.
4. **Student Residency:** This residency is available to individuals who are enrolled in a full-time educational program in Costa Rica. You will need to provide proof of your enrollment and a letter of acceptance from the educational institution.

How to Obtain the Documents

Obtaining the necessary documents for legal residency in Costa Rica can involve some legwork. Here are some tips on how to proceed:

1. **Passport:** Apply for a passport from your country of origin if you do not already have one.
2. **Proof of Financial Stability:** Gather your bank statements, investment accounts, or secure a letter of guarantee from a sponsor.
3. **Proof of Health Insurance:** Purchase a health insurance policy that meets the DGME requirements.
4. **Criminal Record Check:** Request a criminal record check from your local police department or authorized agency.

5. **Birth Certificate:** Obtain a certified copy of your birth certificate from the relevant authority in your country of birth.
6. **Marriage Certificate:** If applicable, obtain a certified copy of your marriage certificate from the authority that performed the marriage.
7. **Additional Documents:** Gather any additional documents required for the specific residency type you are applying for.

Translation and Certification

All documents that are not in Spanish must be translated into Spanish by a certified translator. Additionally, all documents must be certified by a notary public before they can be submitted to the DGME.

Submission Process

Once you have gathered all the necessary documents, you can submit them to the DGME office in San José, Costa Rica. The submission process typically takes several months, and you may be required to provide additional information or documentation during this period.


Obtaining legal residency in Costa Rica requires careful preparation and attention to detail. By following the steps outlined in this guide, you can gather the necessary documents, complete the application process, and successfully establish your legal residency in this beautiful and welcoming country.

DOCUMENTS REQUIRED FOR LEGAL RESIDENCY IN COSTA RICA By Gary & Audrey Kah


★★★★★ 5 out of 5

Language : English

File size : 865 KB




Text-to-Speech : Enabled
Screen Reader : Supported
Enhanced typesetting : Enabled
Word Wise : Enabled
Print length : 9 pages
Lending : Enabled



Remembrance of Love and War: A Timeless Tale of Loss, Love, and the Search for Meaning

Erich Maria Remarque's *Remembrance of Love and War* is a poignant and thought-provoking novel that explores the themes of love, loss, and the search for...



To Kill Our Worthy Comrade: The Intriguing Lidiya Petrova Papers

In a labyrinth of secrets and deception, history whispers through the pages of time, revealing the chilling truth behind the assassination of...