

Hands-On Projects for Play and Pretend: Bright Ideas for Enhanced Learning

Play and pretend are essential elements of childhood, fostering creativity, imagination, and cognitive development. Hands-on projects provide an ideal platform for children to engage in these activities, offering a tangible and interactive approach to learning.



Making Make-Believe: Hands-on Projects for Play and Pretend (Bright Ideas for Learning Book 6) by Junichi Takeno

★★★★★ 5 out of 5

Language	: English
File size	: 11761 KB
Text-to-Speech	: Enabled
Enhanced typesetting	: Enabled
Word Wise	: Enabled
Print length	: 192 pages
Lending	: Enabled
Screen Reader	: Supported



This article presents a comprehensive collection of hands-on projects designed specifically for children ages 3 to 8 years old. These projects encourage play and pretend while simultaneously enhancing children's skills in various developmental areas, including:

- Cognitive abilities (problem-solving, decision-making, memory)
- Language and literacy development
- Fine and gross motor skills

- Social and emotional skills
- Creativity and imagination

Project Ideas for Ages 3-4

1. Playdough Cafe

Create a playdough cafe complete with playdough ingredients, kitchen utensils, and pretend money. Encourage children to explore different scents, textures, and colors while practicing imaginative play and social skills.



2. Block Building Extravaganza

Provide a variety of building blocks and let children's imaginations soar. Encourage them to build structures, towers, and castles, developing their fine motor skills, spatial awareness, and problem-solving abilities.



3. Sensory Bin Scavenger Hunt

Fill a sensory bin with different materials, such as beans, rice, and small toys. Hide objects within the bin and encourage children to explore using their senses while searching for hidden treasures, promoting sensory development, fine motor skills, and problem-solving.



Project Ideas for Ages 5-6

4. Puppet Show Extravaganza

Encourage children to create their own puppets from paper bags, cardboard, or socks. Let them develop characters and stories, fostering their creativity, imagination, and language skills.



5. Cardboard Box Adventure


























Provide cardboard boxes of various sizes and shapes. Encourage children to transform them into houses, castles, vehicles, or anything their imaginations can create. This project promotes spatial awareness, creativity, and imaginative play.



6. Nature Scavenger Hunt

Create a nature scavenger hunt with clues related to plants, animals, or natural phenomena. Encourage children to explore their surroundings, observe details, and develop their problem-solving and observation skills.

Nature Scavenger Hunt

 <input type="checkbox"/> Bird	 <input type="checkbox"/> Stones	 <input type="checkbox"/> Leaf	 <input type="checkbox"/> Web	 <input type="checkbox"/> Flower
 <input type="checkbox"/> Squirrel	 <input type="checkbox"/> Butterfly	 <input type="checkbox"/> Feather	 <input type="checkbox"/> Cloud	 <input type="checkbox"/> Bee
 <input type="checkbox"/> Grass	 <input type="checkbox"/> Trees	 <input type="checkbox"/> River	 <input type="checkbox"/> Ladybird	 <input type="checkbox"/> Pinecone
 <input type="checkbox"/> Duck	 <input type="checkbox"/> Mushrooms	 <input type="checkbox"/> Clover	 <input type="checkbox"/> Worm	 <input type="checkbox"/> Insects
 <input type="checkbox"/> Sticks	 <input type="checkbox"/> Rainbow	 <input type="checkbox"/> Nest	 <input type="checkbox"/> Spider	 <input type="checkbox"/> Snail

artcraftskids.org

Project Ideas for Ages 7-8

7. Mini-Science Lab

Gather simple science materials, such as baking soda, vinegar, magnets, and magnifying glasses. Let children conduct their own experiments, fostering their curiosity, problem-solving abilities, and scientific reasoning.



8. Pretend Restaurant

Set up a pretend restaurant with pretend ingredients, menus, and a play kitchen. Encourage children to take on different roles, such as chefs, waiters, and customers, developing their social skills, language abilities, and imaginative play.



9. Musical Instrument Exploration

Gather a variety of musical instruments, such as drums, tambourines, and xylophones. Encourage children to explore different sounds and rhythms, promoting their musicality, creativity, and fine motor skills.



Hands-on projects are a powerful tool for enhancing children's learning and development. By incorporating play and pretend into these activities, we create environments that foster creativity, imagination, and a lifelong love of learning.

The projects presented in this article provide a starting point for educators and parents to develop their own engaging and educational experiences. By embracing play and pretend, we can empower children to reach their full potential while having fun and enjoying the process of learning.




Making Make-Believe: Hands-on Projects for Play and Pretend (Bright Ideas for Learning Book 6) by Junichi Takeno

★★★★★ 5 out of 5

Language : English

File size : 11761 KB
Text-to-Speech : Enabled
Enhanced typesetting : Enabled
Word Wise : Enabled
Print length : 192 pages
Lending : Enabled
Screen Reader : Supported



Remembrance of Love and War: A Timeless Tale of Loss, Love, and the Search for Meaning

Erich Maria Remarque's *Remembrance of Love and War* is a poignant and thought-provoking novel that explores the themes of love, loss, and the search for...



To Kill Our Worthy Comrade: The Intriguing Lidiya Petrova Papers

In a labyrinth of secrets and deception, history whispers through the pages of time, revealing the chilling truth behind the assassination of...