


Make Your Own Hand Sanitizer: A Step-by-Step Guide with Detailed Instructions and Safety Precautions

In the face of a global pandemic or frequent public interactions, maintaining good hygiene and disinfecting our hands is crucial. Commercial hand sanitizers can be expensive and may not always be readily available. This comprehensive guide will empower you to create your own effective hand sanitizer at home.



Make Your Own Hand Sanitizer: The Beginner's Guide to Create Homemade Hand Sanitizer With Natural

Recipes by Cathy Bryanne

★★★★☆ 4.5 out of 5

Language : English
File size : 1309 KB
Text-to-Speech : Enabled
Screen Reader : Supported
Enhanced typesetting : Enabled
Print length : 16 pages
Lending : Enabled



Materials You'll Need

- 99% isopropyl alcohol (rubbing alcohol)
- Aloe vera gel
- Essential oils (optional, for fragrance and added benefits)

- Measuring cups and spoons
- Mixing bowl
- Funnel
- Small bottles or containers for storage

Step-by-Step Instructions

1. **Measure the isopropyl alcohol:** Pour 2/3 cup (5.33 ounces) of 99% isopropyl alcohol into a mixing bowl.
2. **Add aloe vera gel:** Add 1/3 cup (2.66 ounces) of aloe vera gel to the alcohol. Aloe vera has moisturizing properties that will help prevent your hands from drying out.
3. **Include essential oils (optional):** If desired, add 10-15 drops of essential oils for fragrance and potential antibacterial benefits. Tea tree oil, lavender oil, and peppermint oil are popular choices.
4. **Mix thoroughly:** Stir the ingredients well until they are fully combined and form a smooth gel.
5. **Pour into containers:** Use a funnel to pour the hand sanitizer into small bottles or containers for easy carrying and application.

Safety Precautions

- **Use high-quality ingredients:** Ensure you use 99% isopropyl alcohol and pure aloe vera gel for optimal effectiveness.
- **Store properly:** Keep the hand sanitizer in a cool, dark place, away from heat and direct sunlight.


- **Avoid ingestion:** Hand sanitizer should not be ingested or applied to open wounds.
- **Use with caution:** Avoid contact with eyes or sensitive areas. If irritation occurs, discontinue use and consult a medical professional.
- **Keep out of reach of children:** Hand sanitizer contains alcohol and can be harmful if ingested by children.

Tips

- **Adjust the consistency:** If the hand sanitizer is too thick, add more aloe vera gel. If it's too thin, add more isopropyl alcohol.
- **Experiment with different scents:** Try different combinations of essential oils to create a unique and pleasing fragrance.
- **Use label-safe bottles:** Choose containers specifically designed for storing liquids, such as small spray bottles or lotion tubes.
- **Label your containers:** Clearly label the hand sanitizer bottles with the date of preparation and ingredients to avoid confusion or accidental ingestion.

Making your own hand sanitizer is a simple and cost-effective way to maintain good hygiene and protect yourself from harmful bacteria. By following these detailed instructions and observing the safety precautions, you can create a potent and effective hand sanitizer at home. Remember to use your hand sanitizer whenever you're out and about or after coming into contact with potentially contaminated surfaces. Stay safe and healthy!


**Make Your Own Hand Sanitizer: The Beginner's Guide
to Create Homemade Hand Sanitizer With Natural**



Recipes by Cathy Bryanne

★★★★☆ 4.5 out of 5

Language : English
File size : 1309 KB
Text-to-Speech : Enabled
Screen Reader : Supported
Enhanced typesetting : Enabled
Print length : 16 pages
Lending : Enabled



Remembrance of Love and War: A Timeless Tale of Loss, Love, and the Search for Meaning

Erich Maria Remarque's *Remembrance of Love and War* is a poignant and thought-provoking novel that explores the themes of love, loss, and the search for...



To Kill Our Worthy Comrade: The Intriguing Lidiya Petrova Papers

In a labyrinth of secrets and deception, history whispers through the pages of time, revealing the chilling truth behind the assassination of...